



# Wahsatch Shooters Assoc.

Presents

## The 2012 Vintage Military Semi-Auto Rifle (ViMSAR) Match

<http://vimbar.com>

The idea of shooting ViMSAR is to experience the capabilities that the first semi-automatic battle rifles had on the battlefield. The development and use of the military semi-automatic battle rifles began in the 1930's. These guns have provided excellent service since WWII and have lead up to the development of present day infantry weapons. In our matches, we will concentrate on weapons of the WW II, Korea, and European/African campaign eras.

### **GUNS & Equipment**

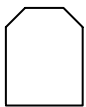
Any military semi-automatic rifle in as-issued, battle-ready condition, and chambered for its original military cartridge of 6.5mm through 8mm may be used. Ammunition may be loaded with soft nosed, hollow point, or Full Metal Jacket bullets. No armor piercing, or tracer ammunition will be allowed. Except for the offhand and rapid-fire stage, any tactical position may be used for shooting. Sandbags, field packs, helmets, etc. may be used as a rest. A mat or tarp, elbow pads, and recoil-shield may also be used for shooting the fixed target match. Handgun scenarios are included in some stages of the walkabout match. Any military pistol or DA revolver in use prior to 1960 and in as issued condition can be used. A loaner pistol will be available for a small fee (to cover the cost of ammo). Wearing of period uniforms is encouraged to enhance the experience, but is not required.

There will be two matches; the fixed target match, and the walkabout match.

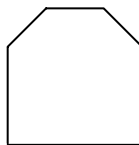
The course of fire for the fixed target match will be 40 shots for score, 5 shots each at 200 (offhand), 400, 500, 600, 700, and 800 yards, and 10 shots at 300yds (rapid-fire, kneeling or sitting in 1 min.).

### **Targets**

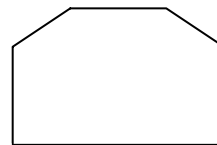
Steel plates suspended on chains – 200yds 18" x 24"



20" x 30" (W x H)  
300, 400, 500 yards



40" x 36" (W x H)  
600,700 yards



60" x 45" (W x H)  
800 yards

The walkabout match will consist of an unlimited number of shots in a limited amount of time (25-45sec) at various targets at unknown distances. The shooter will be required to carry all equipment on a short (about 1 mile) hike, and engage targets at specific firing points (six stations).

The matches will be held at the Golden Spike Buffalo Range on:

**May 6<sup>th</sup>**

**September 9<sup>th</sup>**

**Side Match:** On Saturday we will have the 1,000 yard iron sight and scope sight match. The airplane shoot (R/C airplanes) will be included in your entry fee, and you can use any firearm you like (except shotguns). Tracers will be allowed for the airplane shoot in May only (conditions permitting).

**Entries are limited to 40 shooters.** The Match will begin **promptly at 9:00** with practice starting as soon as it is light enough to shoot. Fee for the match will be \$30.00 (\$25/day if shot in conjunction with the ViMBAR match on Saturday) (Senior discount for shooters over 62 years old) with trophies for the top three competitors in the match aggregate.

Send entry form or contact either:

Denny Wilcox  
 2840 W. 3250 North  
 Plain City, Utah 84404  
 (801)731-6789,  
 e-mail [dennyw@browning.com](mailto:dennyw@browning.com)

Peter Sodoma (801)546-0680,  
 e-mail [peters@browning.com](mailto:peters@browning.com)

**Note:**  
**Camping at the range for the weekend is \$10. Toilet facilities are available, but no water. Plan accordingly.**

---

<b>Name</b> _____	<b>Address</b> _____
<b>Spotter</b> _____	_____
<b>Phone</b> _____	<b>e-mail</b> _____

---

The **Golden Spike Buffalo Range** is adjacent to the Golden Spike National Historic Site in Promontory, Utah. The range can be reached from either I-15 North of Ogden, Utah, or I-84 West of Tremonton, Utah.

To get to the **Golden Spike Buffalo Range**, from I-15 take Exit 365, State Road 83, west to Corinne, then follow the signs to ATK and the Golden Spike National Historic Site. From I-84 take Exit 26, south to Howell Valley and follow the signs to ATK and the GSNHS. Once at the GSNHS turn left on the first service road past the railroad tracks with the "Authorized Vehicles Only" sign. There will also be small white buffalo signs directing you. Turn right up the driveway to the rangers' house, then turn left just past the embankment surrounding the locomotive storage area. Go through the gate and follow the road to the right. Pass through the gate in the next fence and immediately turn left up the trail to the firing line at the top of the first small ridge.

